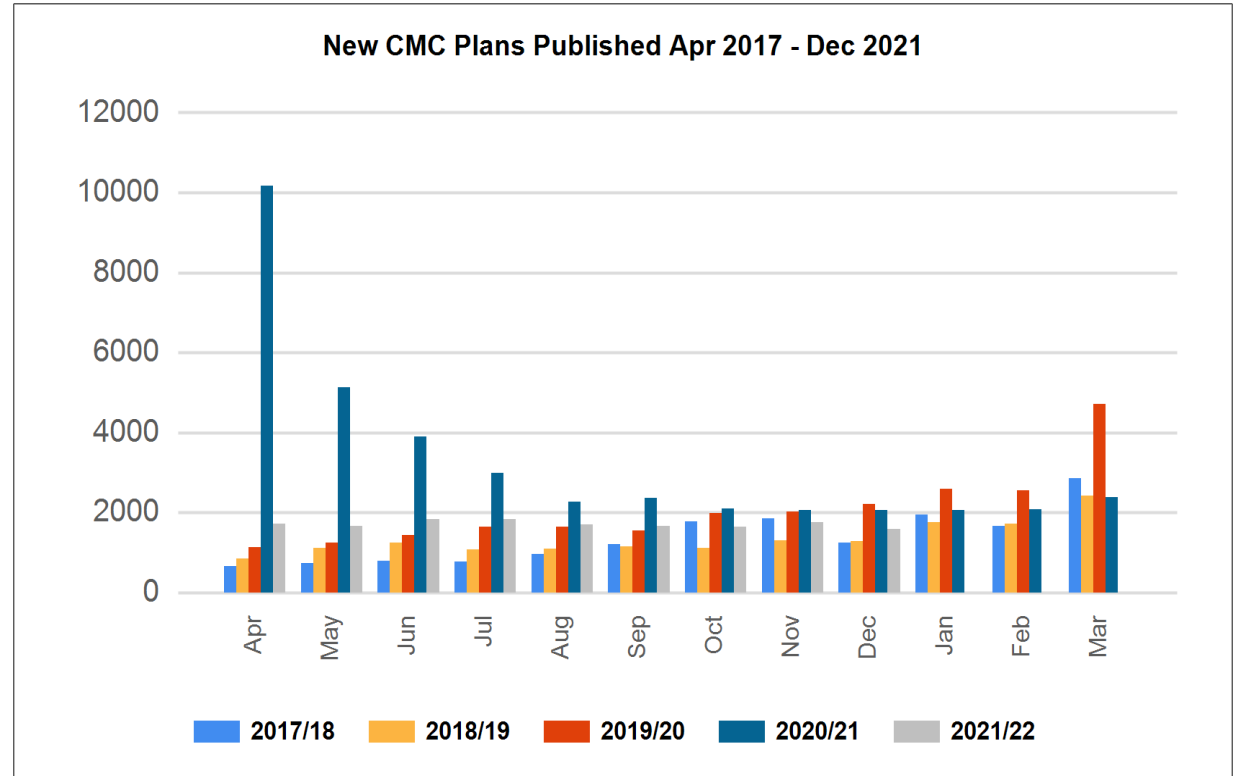
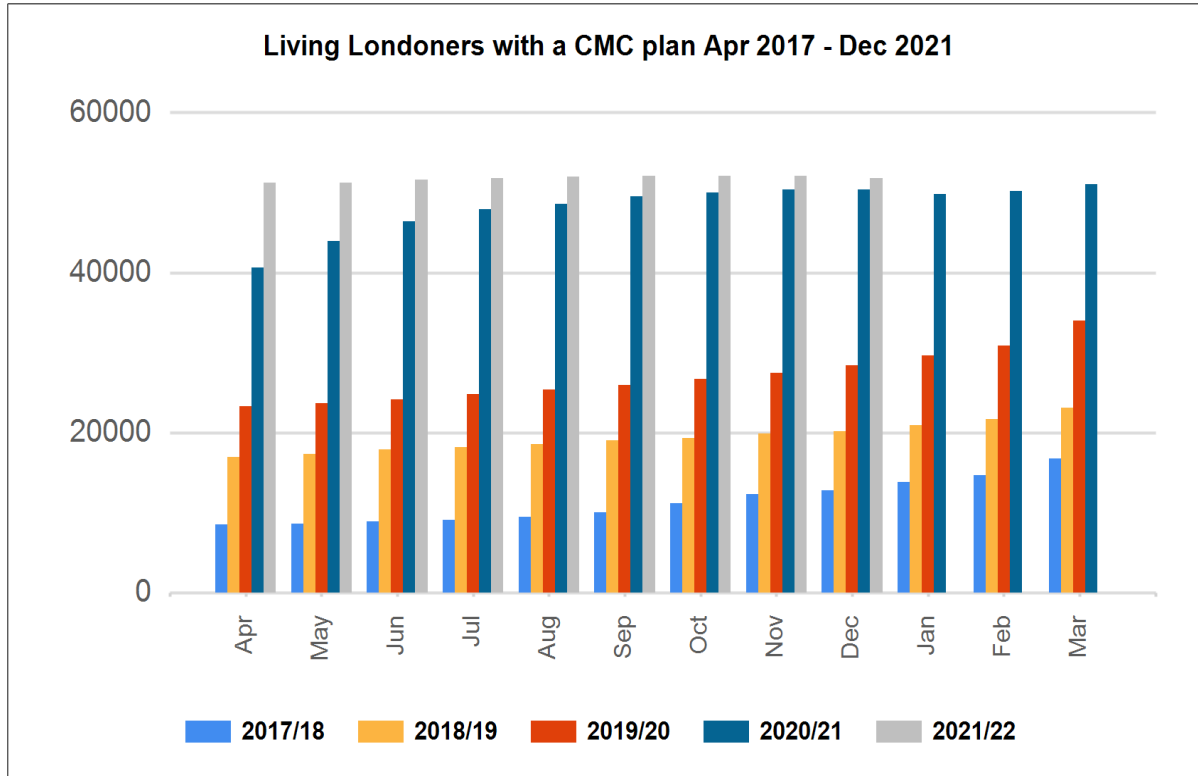


CMC ACTIVITY DATA

DECEMBER 21

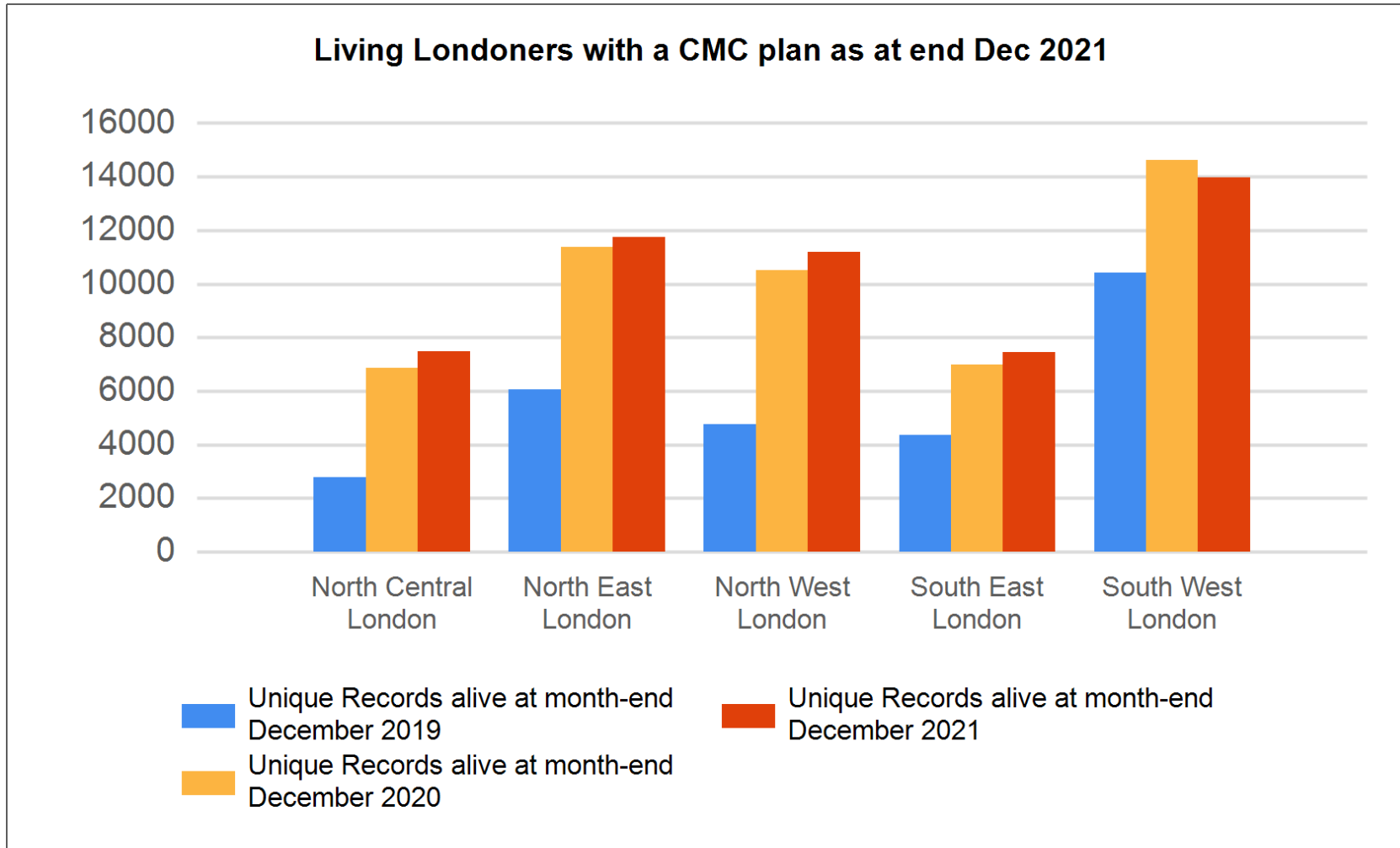
An increasing number of living Londoners have a CMC plan



15382 New CMC plans created YTD in 2021/22
39566 New CMC plans created in 2020/21
24764 New CMC plans created in 2019/20

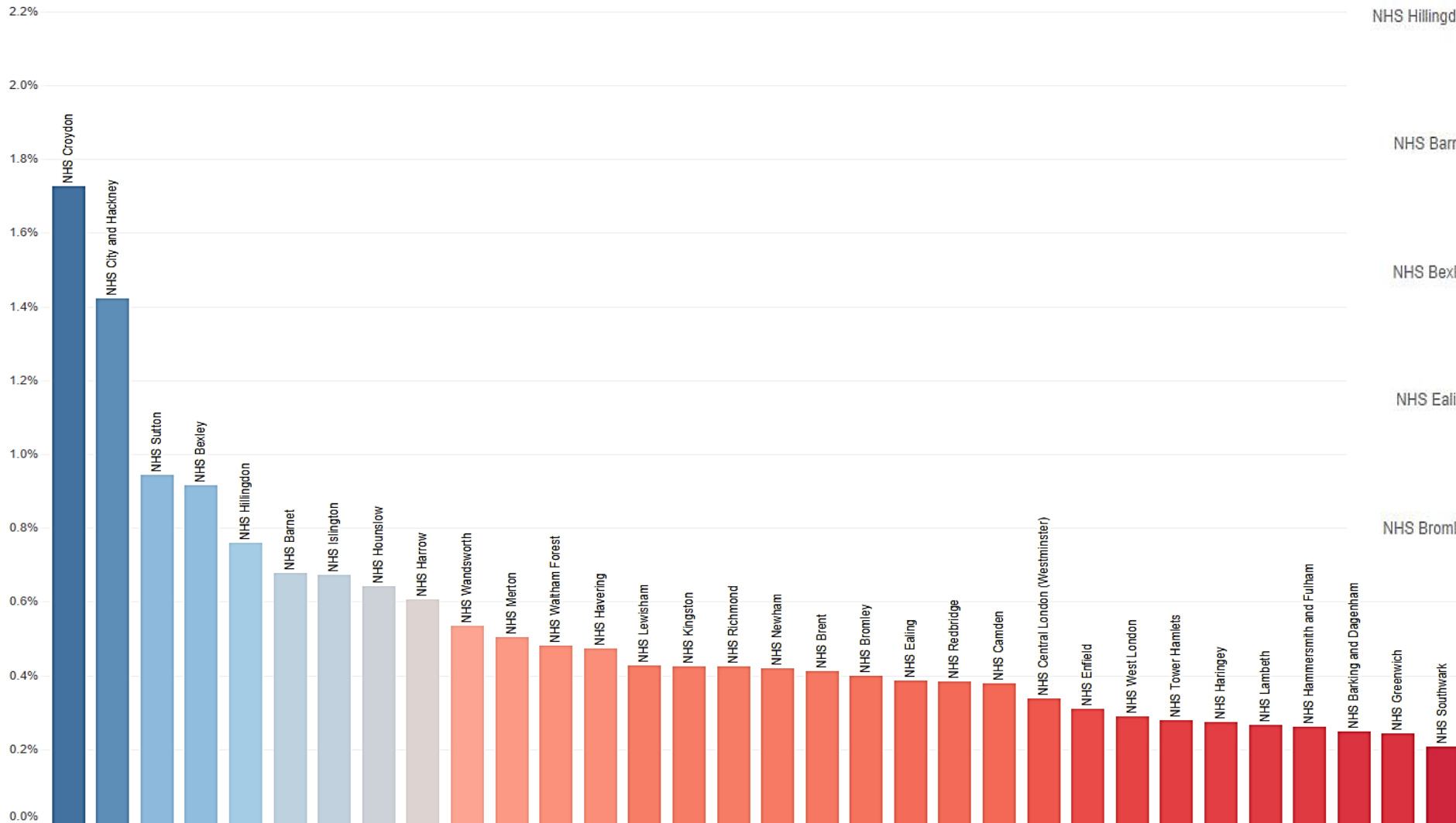
1581 new CMC plans created in December 2021
 1756 new CMC plans created in November 2021
 1647 new CMC plans created in October 2021

CMC uptake varies significantly across London

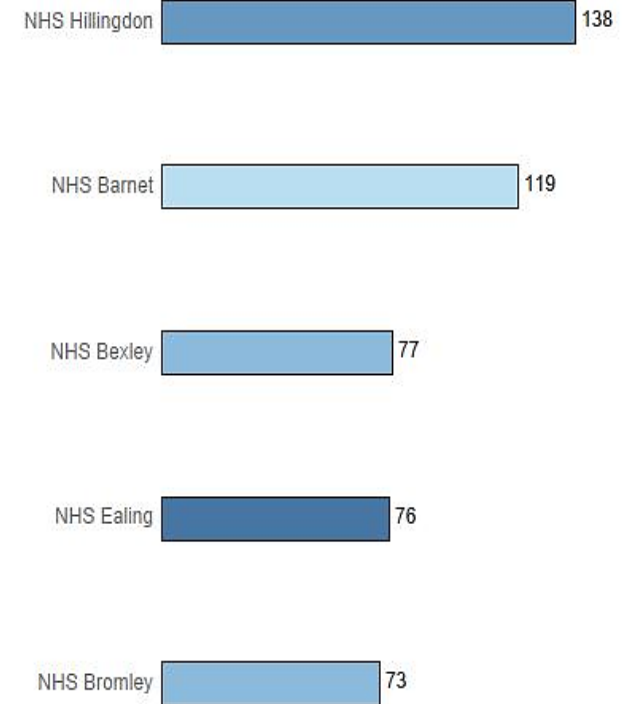


Health Authorities: Number of live Records – December 2021

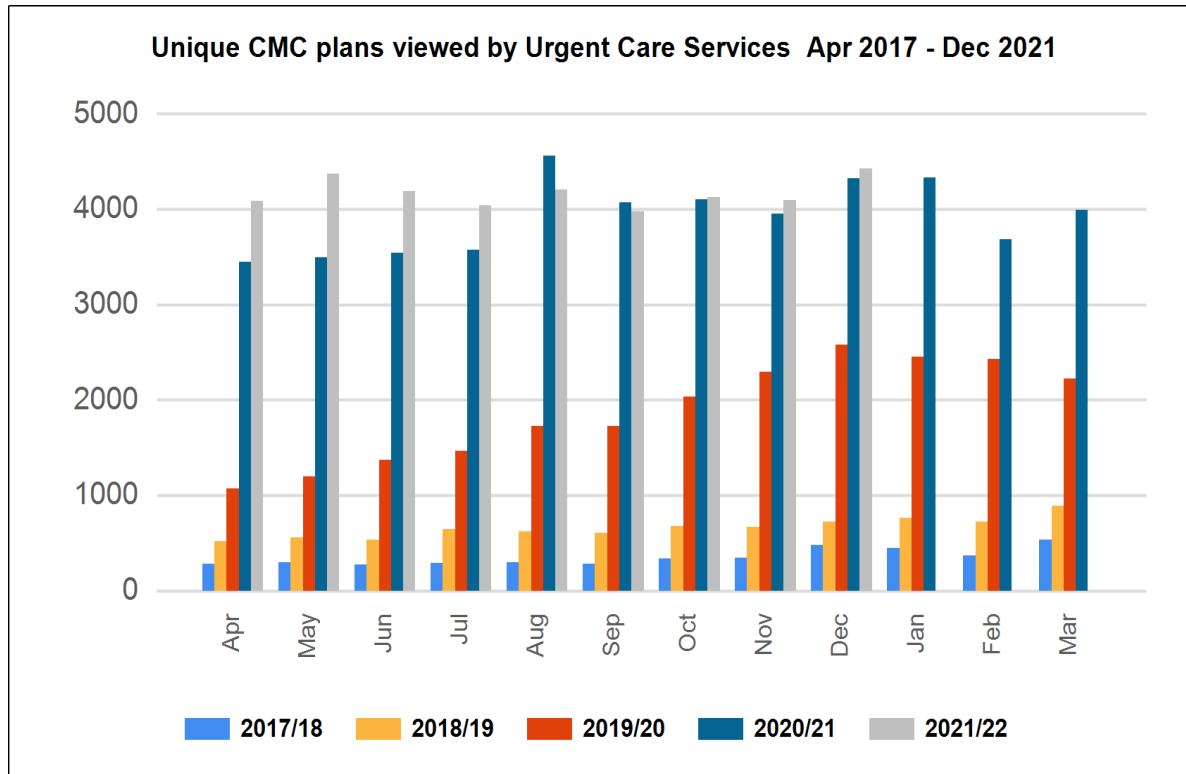
Percentage of weighted, registered Patients by London CCG



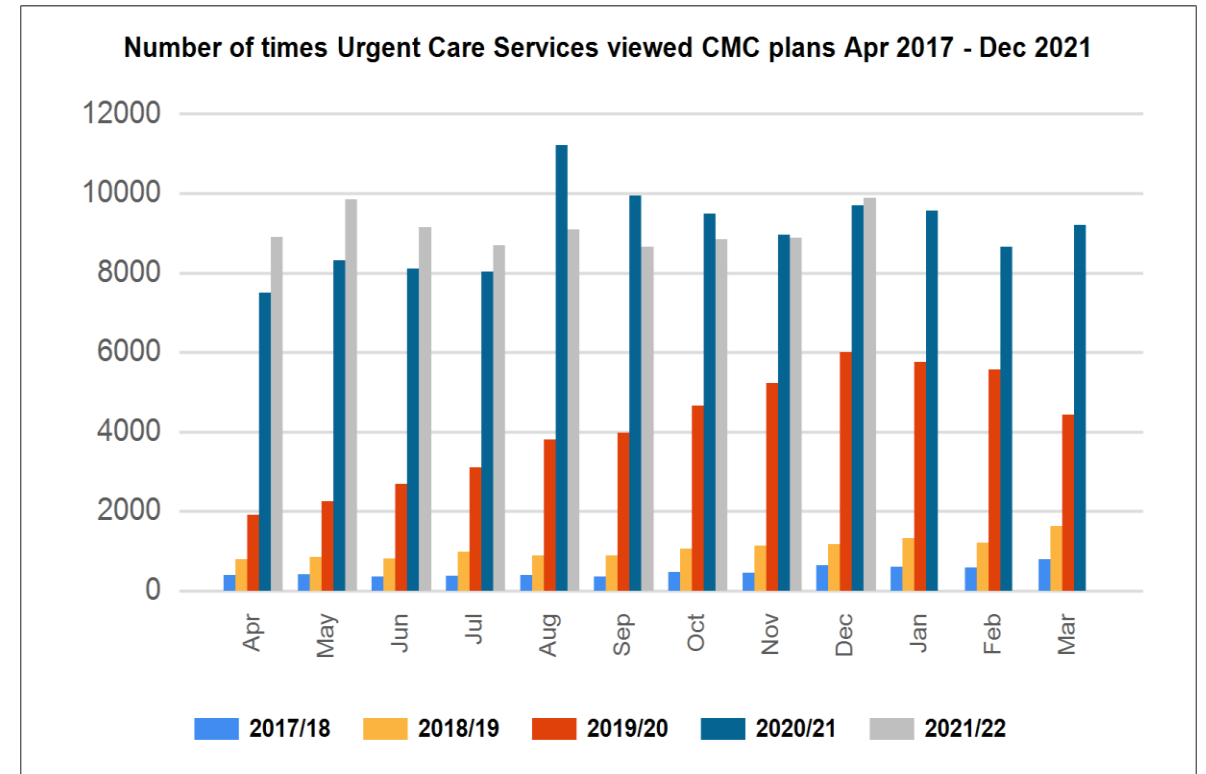
Top 5 publishing CCG's



CMC use in the London Urgent and Emergency Care pathway

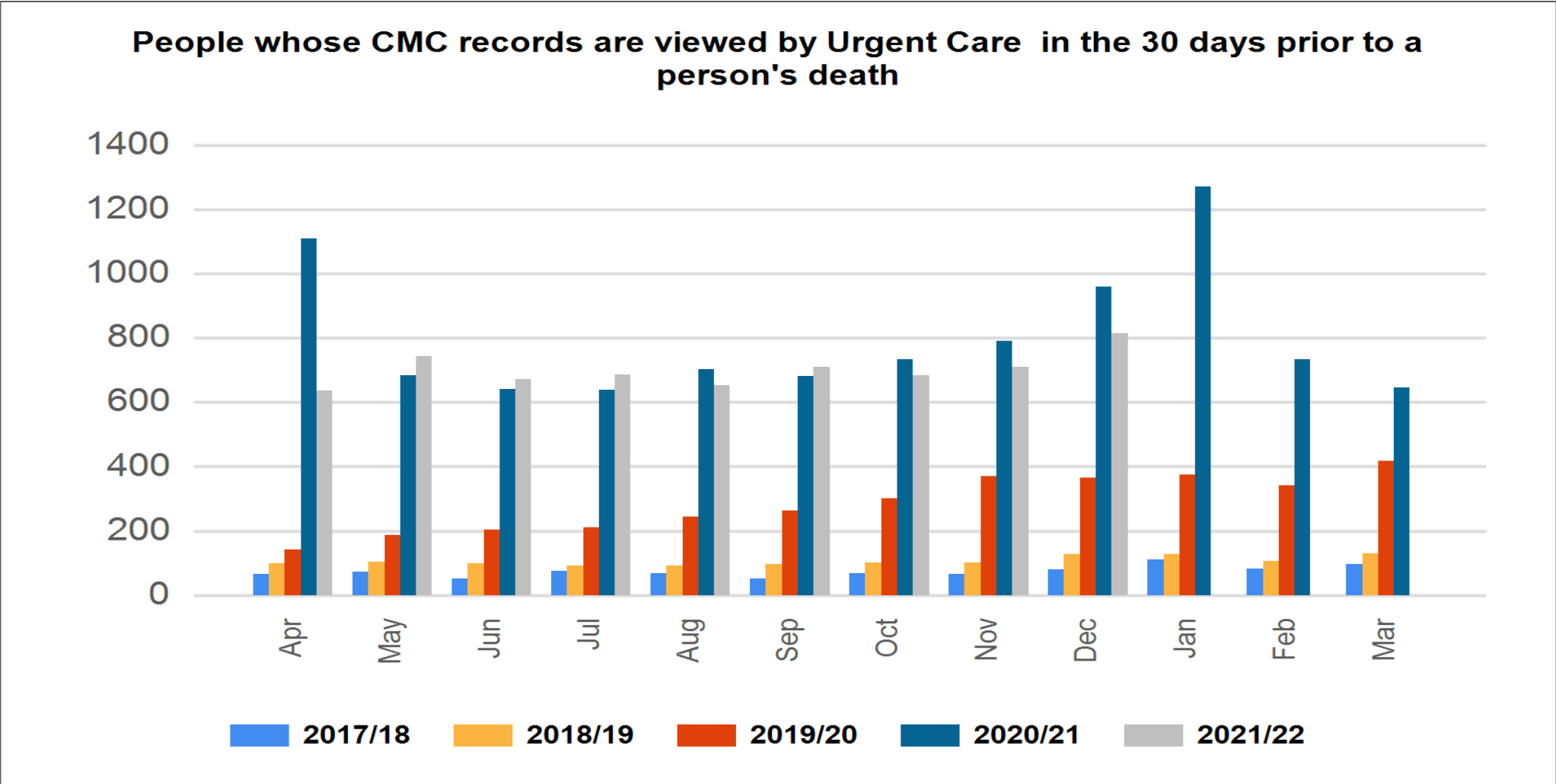


4431 people had their CMC plan viewed by Urgent Care Services in December 2021

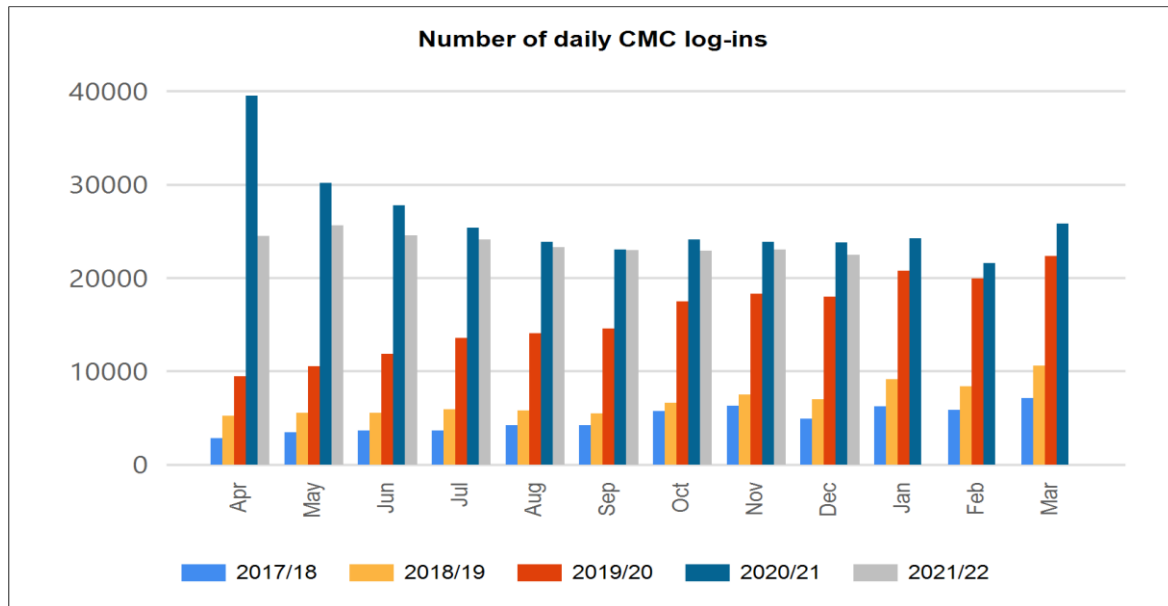
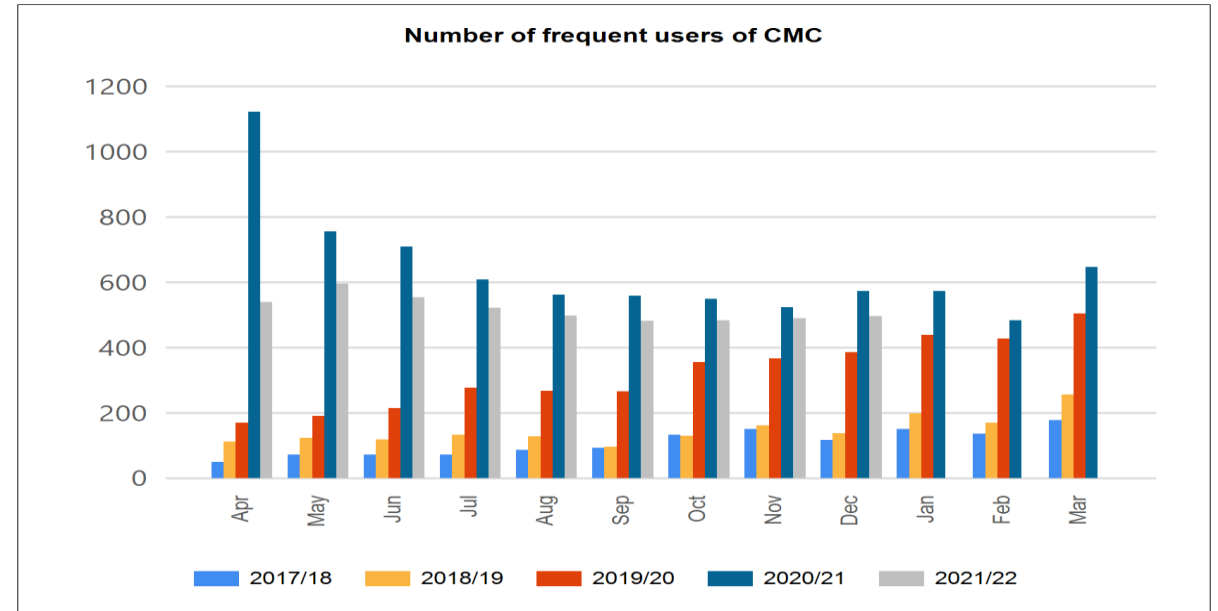
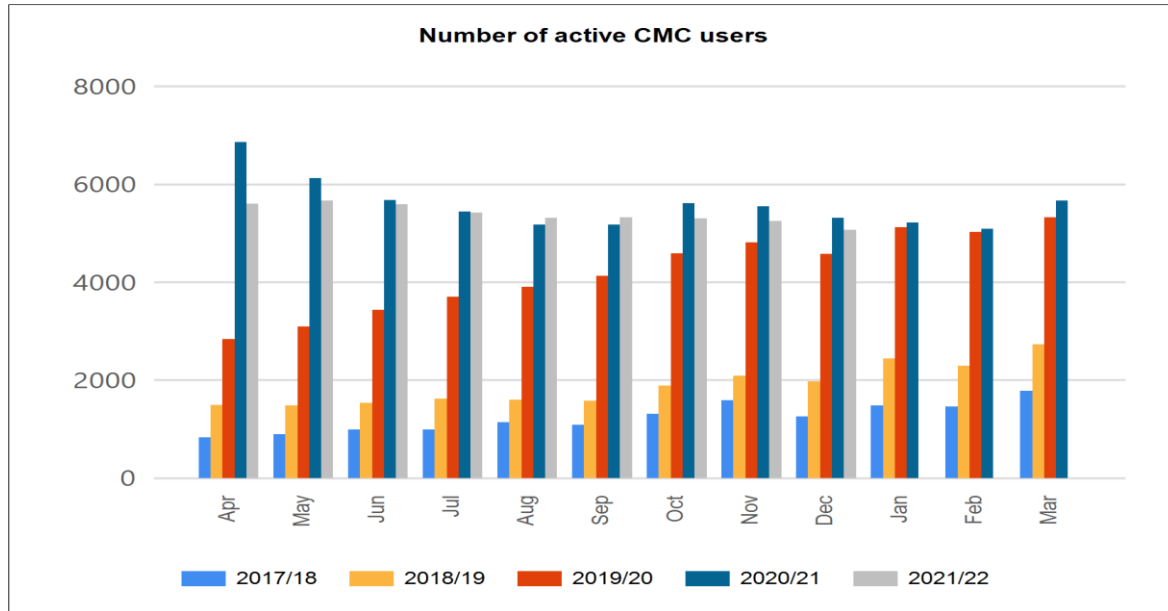


9887 CMC records were viewed by Urgent Care Services in December 2021

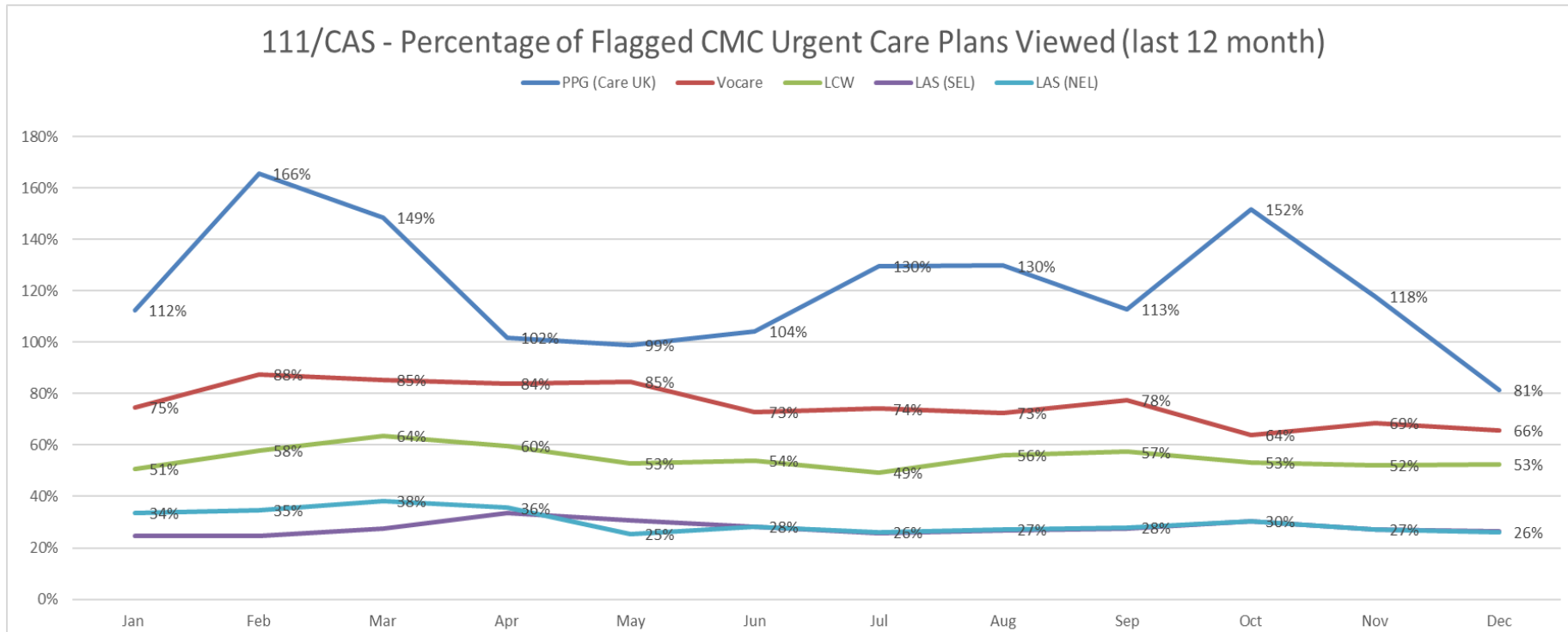
Urgent care services are viewing more CMC plans in the 30 days prior to a person's death



An increasing number of people regularly log into CMC

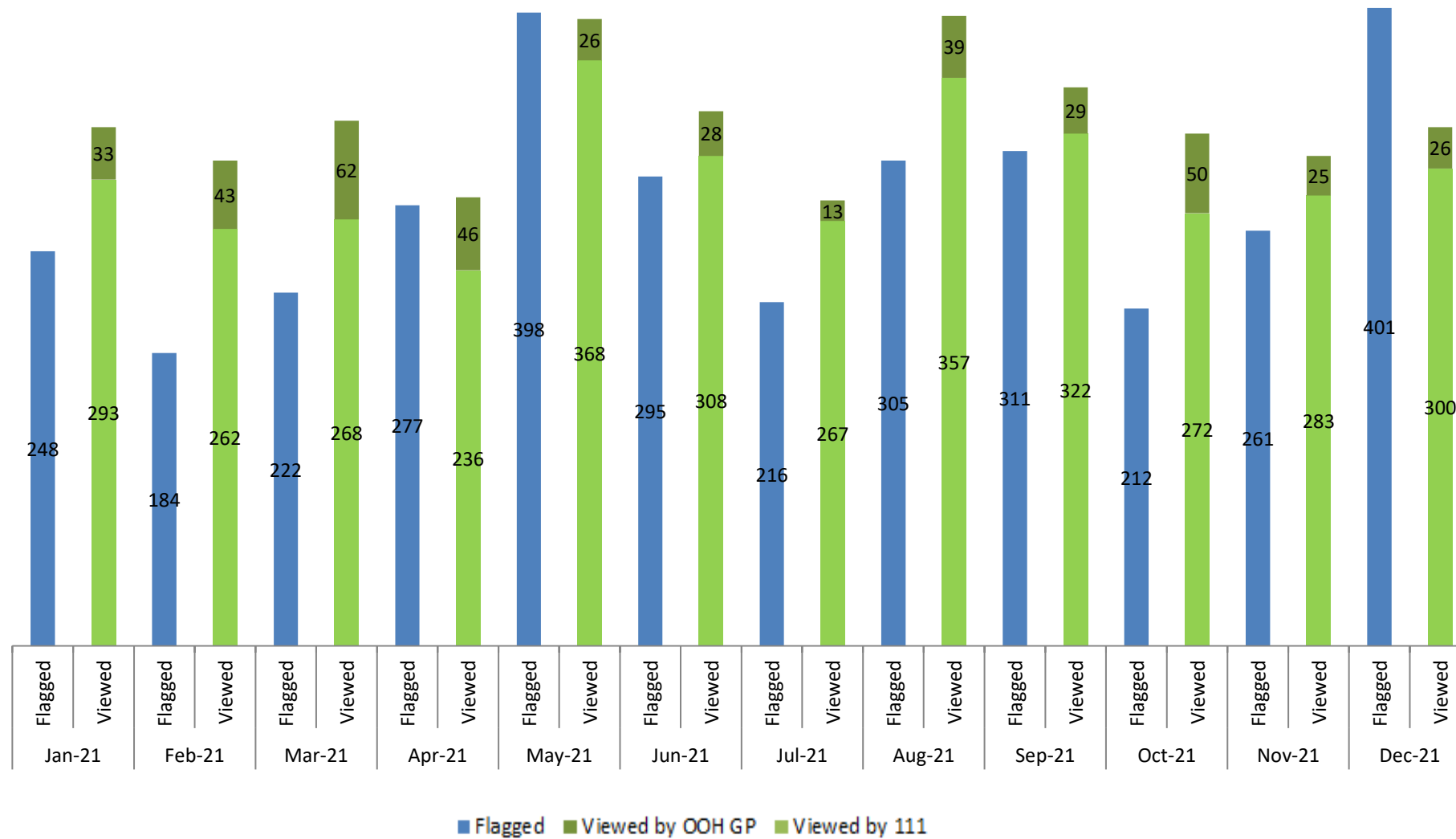


22452 daily logins to CMC in December 2021
5067 users logged into CMC at least once in December 2021
496 users logged in on 10 or more days during December 2021



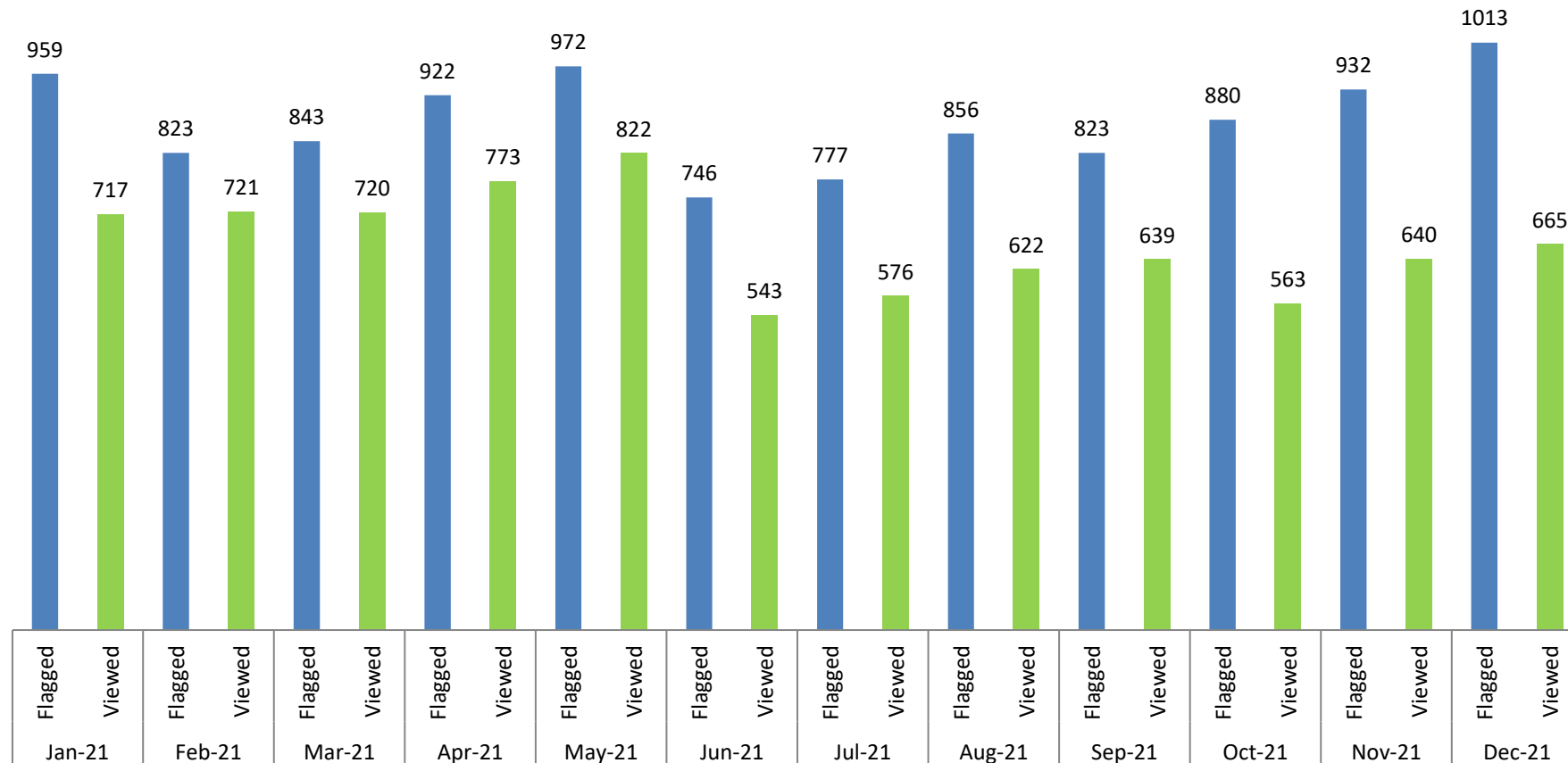
- LCW, LAS (SEL), LAS (NEL) have Aداstra CMC in-context link since December 2018.
- Care UK and LCW CAS figures include GPs and other clinician views.
- LAS SEL and NEL data were combined for the purpose of this report in June 2021.

Practice Plus Group (Care UK): CMC care Plans Flagged to View vs Viewed (last 12 Months)



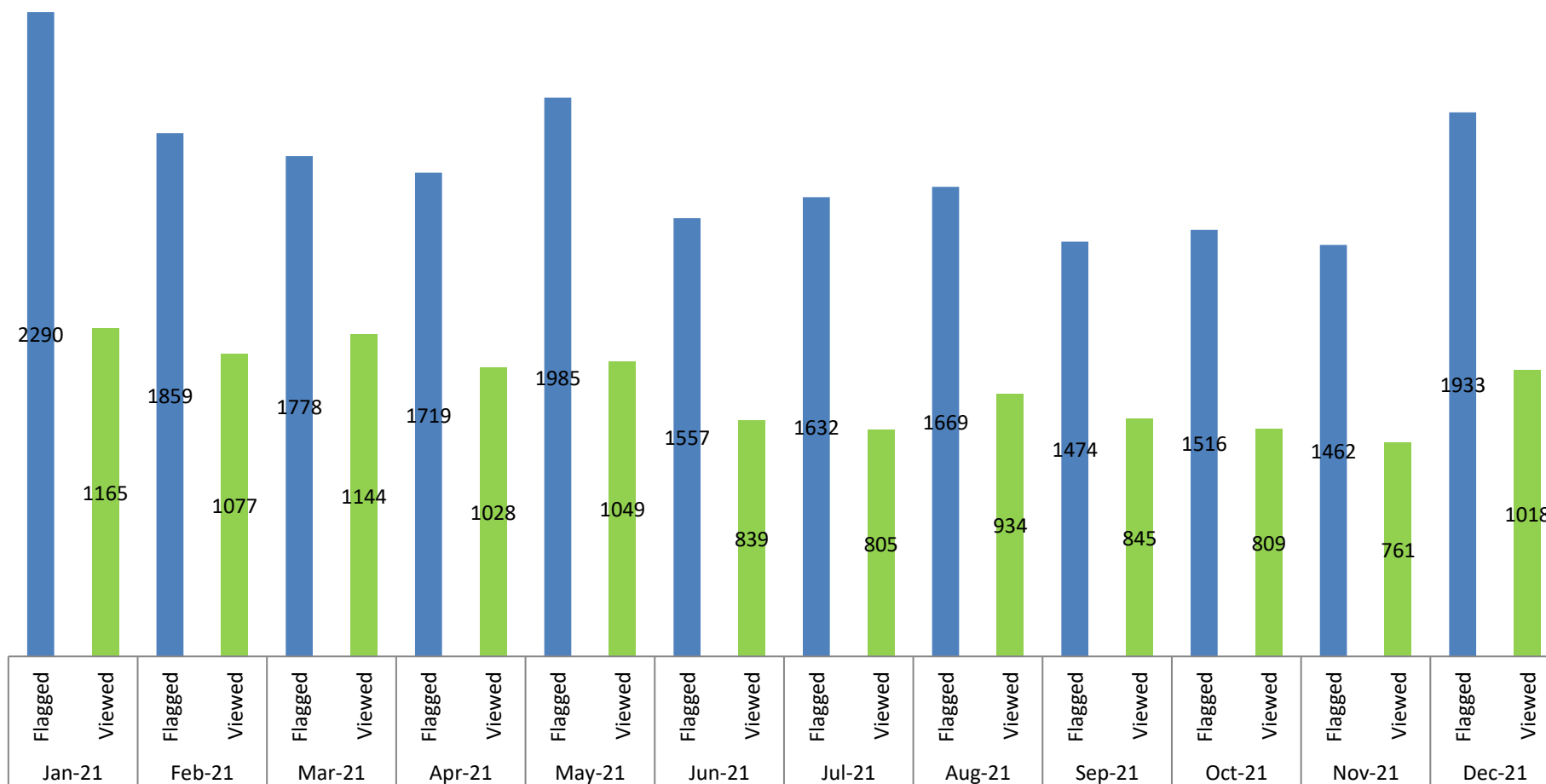
- Aadastra system automatically flags calls with CMC care plans;
- The graph above shows the number of calls flagged with the CMC care plan compared to the number of CMC care plans viewed by the provider.

Vocare: CMC care Plans Flagged to View vs Viewed (last 12 Months)



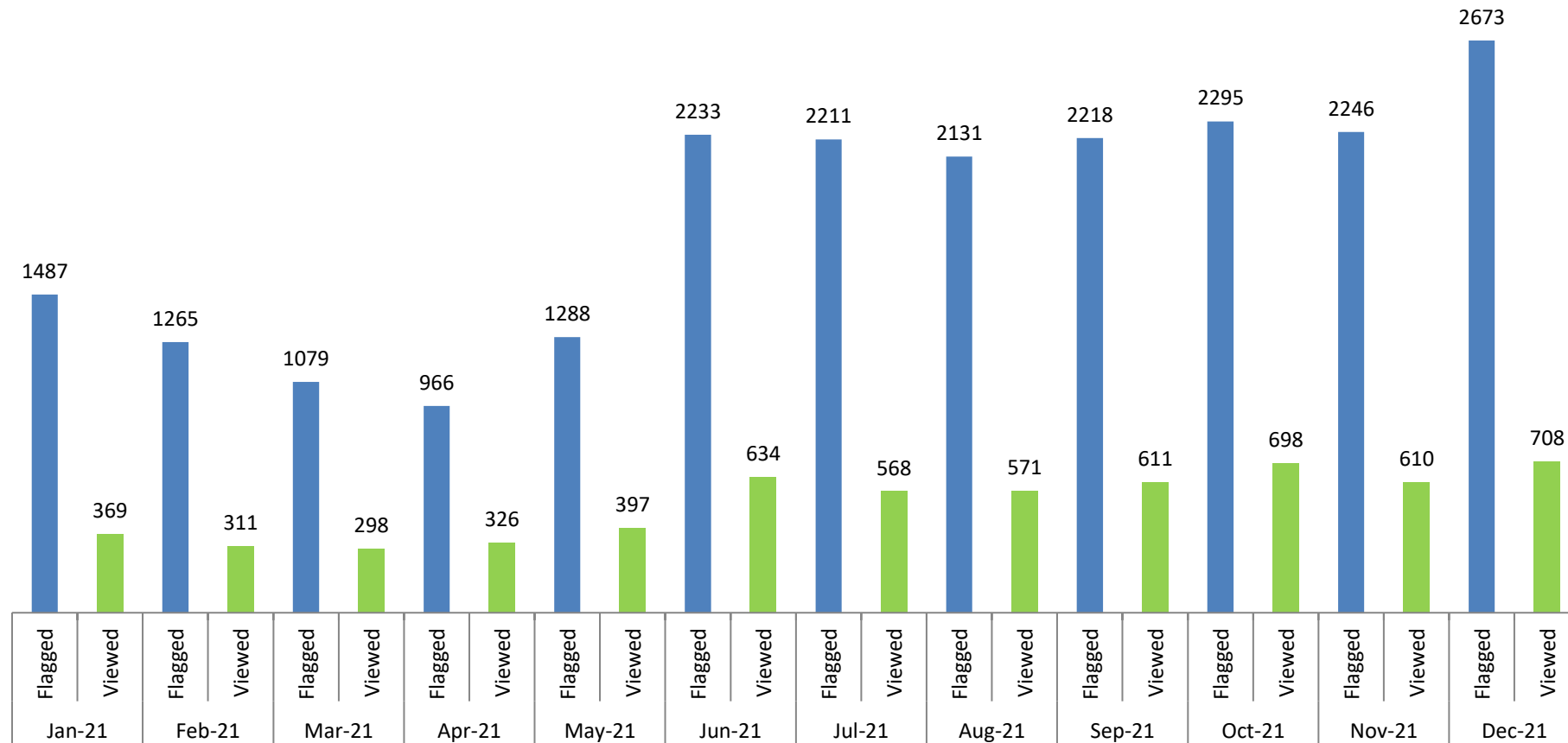
- Aداstra system automatically flags calls with CMC care plans;
- The graph above shows the number of flagged calls with the CMC care plan compared to the number of CMC care plans viewed by 111 provider;
- Vocare clinical staff has not been set up on CMC according to clinician type or sub-team (GP or nurse), therefore only one figure for views is provided.

LCW: CMC care Plans Flagged to View vs Viewed (last 12 Months)



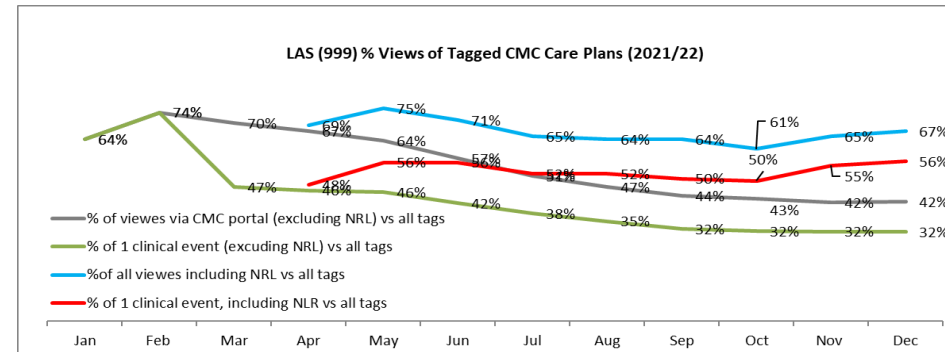
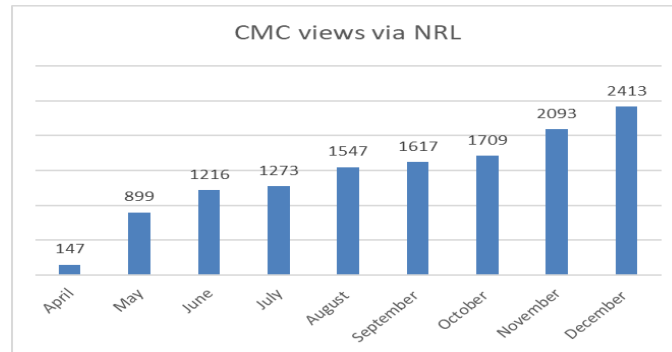
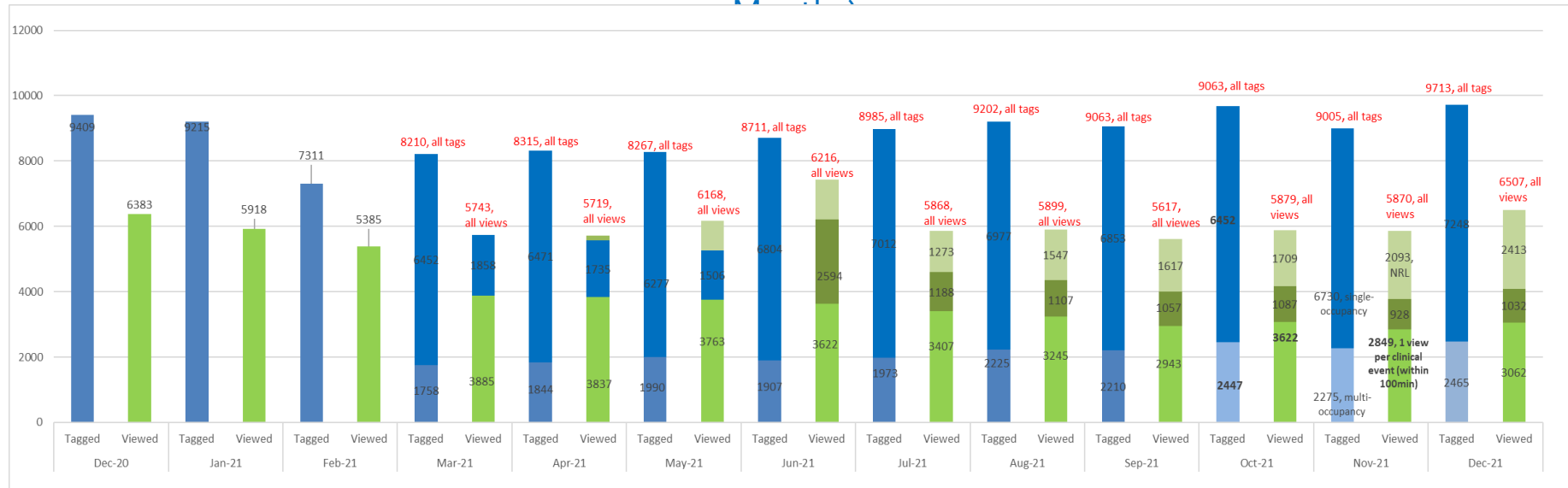
- Aداstra system automatically flags calls with CMC care plans;
- The graph above shows the number of calls flagged with the CMC care plan compared to the number of CMC care plans viewed by the provider.
- This provider was set up on CMC as having two sub-teams: 111 and OOH GP, these were merged in August 2019, to facilitate the use of 'Aداstra to CMC quick link ' by their GPs (an ODS code issue required this merge).

LAS 111 (SEL and NEL merged, from June 2021): CMC care Plans Flagged to View vs Viewed (last 12 Months)



- Aداstra system automatically flags calls with CMC care plans;
- The graph above shows the number of calls flagged with the CMC care plan compared to the number of CMC care plans viewed by the provider;
- LAS SEL and NEL viewing figures were combined for this report from June 2021. Both services might cover calls from each other.

CMC Care Plans Tagged by LAS staff as relevant to the 999 call vs Viewed by LAS CMC user (last 12 months)



LAS (999) staff viewed CMC care plans 6507 times in December, of which 3474 were via iPads, using CMC application and 2414 via National Record Locator (NRL), which is 320 records more than in November. LAS estimates that paramedics on average spend 100 min with complex or end of life patient, therefore we add a count of views per clinical event within 100 min. As such in December there were 3062 views of unique CMC within 100min timeframe. It is believed that a significant proportion of NRL data will be accounted for unique views as well.

Note, LAS viewing of CMC care plans increased slightly if compared to the same period last year. 67% of all tagged care plans were viewed in December, compared to 65% in November.

Out-of-Hour GPs

number of CMC care plans viewed per month (2020/21 Financial year)

- The table above monitors the views of CMC care plans by OOH GP services, including some provider sub-teams;
- Care UK OOH GP (OOH GP HARMONI) views are also provided in their dedicated slides, all views by their OOH GPs are in response to a CMC existence flag at the 111-entry point.
- Admin staff at East Berkshire was accessing care plan , hence the activity does not represent respond to a patient call.

Team	FY 2021					FY 2022									
	Apr	May	Jan	Feb	Mar	Apr	May	Jun	Jul	Aug	Sep	Oct	Nov	Dec	
BARNDOC	12	18	29	15	21	47	51	18	20	38	24	33	26	20	
CROYDON GP COLLABORATIVE	2	17		8	2		11	6	4	6	4	3	4	9	
NELFT RAPID RESPONSE TEAM	13	22	20	27	21	20	16	20	14	71	13	5	4	3	
OOH GP HARMONI	119	101	33	43	31	22	26	28	13	39	29	50	25	26	
OOH SELDOC	71	71	78	70	66	53	45	35	36	28	25	23	18	27	
PARADOC	89	61	72	46	62	40	43	40	55	26	37	45	75	92	
TOWER HAMLETS OOH SERVICE	32	38	18	10	14	14	10	7	4	7	4	7	8	18	

Emergency Departments number of CMC care plans viewed per month (2021/22 Financial year)

- Care provider's system can be linked to CMC with one or all of below options:
- **The General Availability Service** enables third party system to automatically query the CMC system to determine whether or not a CMC plan already exists for the patient selected in their system.
- **The Context Launch** enables third party system users to automatically launch the CMC system in the context of the patient selected in their system without needing to search for and select the patient again in CMC.
- **The Single Sign On** enables third party system users to automatically access the CMC system without needing to enter their CMC system username and password after the first occasion they launch the CMC system from an individual third-party system.

Team	FY 2021					FY 2022									
	Apr	May	Jan	Feb	Mar	Apr	May	Jun	Jul	Aug	Sep	Oct	Nov	Dec	
A and E - EALING HOSPITAL NHS TRUST PRESCRIBER				0	0			0	0	0	0	0	0	0	
BHRT EMERGENCY TEAM			113	72	80	99	92	80	29	65	65	65	72	91	
CARE PLANNERS THE ROYAL LONDON HOSPITAL ACCIDENT EMERGENCY			1	5	11	2	1	0	3	0	4	2	1	1	
CHELSEA AND WESTMINSTER HOSPITAL A and E Dept	1	1	2	1	2	2	1	5	35	48	43	28	62	41	
Hillingdon Hospital - Accident and Emergency Department	45	59	190	149	164	166	145	178	235	189	175	211	238	205	
Homerton University Hospital Emergency Dept	12	19	22	21	12	3	14	26	4	4	6	0	8	2	
IMPERIAL COLLEGE HEALTHCARE CHARING CROSS A and E DEPT			5	17	11	10	14	6		0	0	0	0	0	
IMPERIAL COLLEGE HEALTHCARE ST MARY'S A & E DEPT.				2	0		2	0		0	0	0	0	0	
NEWHAM GENERAL HOSPITAL A AND E DEPARTMENT	4	1		0	0			0	0	0	0	0	0	0	
NORTH MIDDLESEX UNIVERSITY HOSPITAL EMERGENCY DEPARTMENT					2			1	0	3	3	3	3	0	
NORTHWICK PARK HOSPITAL EMERGENCY DEPARTMENT		2	5	6	15	16	20	19	17	22	23	18	9	14	
PHYSICIAN RESPONSE UNIT BARTS HEALTH NHS TRUST	11	4	6	1	6	12	9	4	0	2	0	0	1	2	
RFL BARNET HOSPITAL EMERGENCY DEPT	3		12	7	7	9	4	4	1	20	22	8	6	3	
RFL ROYAL FREE HOSPITAL EMERGENCY DEPT	7	12	14	12	4	7	13	9	9	7	3	4	10	0	
ST GEORGES UNIVERSITY HOSPITALS EMERGENCY DEPARTMENT	1	5		0	2	1	1	1	0	2	2	4	3	1	
ST HELIER A AND E DEPARTMENT CARE PLANNERS	8	12		0	0			0	0	0	0	0	0	0	
ST HELIER A and E DEPARTMENT													1	0	
THE ROYAL LONDON HOSPITAL ACCIDENT EMERGENCY			7	7	0	2		4	5	1	1	0	0	0	
UCLH EMERGENCY DEPARTMENT									0	1	0	0	0	0	
West Middlesex University Hospital A and E Dept Team			1	1	0		119	121	117	121	137	99	139	122	
CROYDON UNIVERSITY HOSPITAL ACCIDENT AND EMERGENCY													1	0 14	